

Cat. No:
1980

KLAVAR MUSIC

To those who
would like to
play the
Piano...

but are
unable to
get started

**How to
Play !**

**The Piano &
Keyboard
Electronic Organ
Classical Church Organ**

in MONTHS.... not YEARS !!



WHAT THEY SAY

“Fun and easy to follow, very clear, instructive and fundamental.”

“You know I am disabled, I am writing to tell you how wonderful it is for me to play my keyboard using Klavar notation, which I find so easy to read and understand.”

“The content is excellent and the presentation very clear.”

“Good basic introduction useful preparation and groundwork for leading on to the A.B.R.S.M. preparatory tests.”

“An excellent and thorough approach to keyboard tuition.”

“I would recommend the Klavarskribo system every time.”

BRIEF INFORMATION

GRADES OF SHEET MUSIC AVAILABLE

a = For Beginners

b = For those who have been playing four months or more.

b/c = For those who have played for about 9 to 12 months.

C = for those who have played regularly for 2 years, though parts may be played by less proficient players.

d = Equivalent to Grade 6 in traditional examination music.

e = For experienced players... Grade 8.

**For further information,
Email us at:
klavar@klavarmusic.com**

HOW TO PLAY!

The
PIANO
ELECTRONIC ORGAN
KEYBOARDS
CHURCH ORGANS

in MONTHS....
not in YEARS!



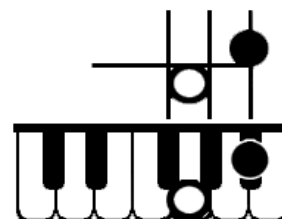
Why be just a listener?
Bring live music into
your home and know
the great joy of making
your own music.

You can learn at home
and start to play after
only one lesson.
No tricks or gimmicks.

Constant improvement
pleasurable learning.
The Klavar system will
amaze you, and there is
no more cost-effective
way to learn to play for
people of all ages.

Many of our students are
retired, and have at long
last realised their
ambition to enjoy
making music.

Example.



States:

‘A new musical notation is long overdue’

**Ferruccio Busoni:
1866-1924**

Famous Italian pianist and composer, taken from his diaries wrote:

“At last it dawned upon me that our present-day stave of eight notes no longer consists of the seven intervals but twelve, and that each of these twelve intervals should have its own place in the way it is presented in the music notation.

The music notation of eight notes to the stave known as (the old notation) is illogical and confusing to the student because of the sharps and flats and different keys, and therefore to decypher the old notation causes, in my opinion, unreasonable complicated demands on the intellect of the student.”

Have YOU ever longed to play a musical instrument?

Or even tried to do so? Only to be put of by the difficulty in reading the music?

If so, take hope!

This is to tell you that a proven system of notation recognised by A.B.R.S.M. exists which makes reading music as easy as reading a newspaper has been developed.

This revised form of the music staff is called KLAVARSKRIBO.

The stave provides twelve places for the twelve notes, not as with the old notation having only eight.

At once, looking at the Klavarskribo stave, a marvellous change comes over the printed music.

**No sharps - no flats,
no keys**

Because of the increased size of the Klavarskribo stave, each note is written in the same way throughout.

Automatically taking into account the various keys - bass notes, treble clefs and melody notes, using Klavarskribo you are not required to look for sharps and flats.

The timing is shown by the distance of the notes on the stave, and the moment of touch becomes self-evident.

Only two note symbols are needed to play.

Black notes:



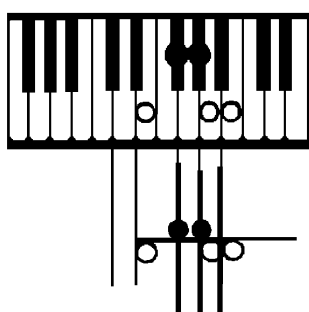
Black keys.

White notes:



White keys.

Right hand chord Shape



The progress of the student to play tunes using Klavarskribo is quick and satisfying...

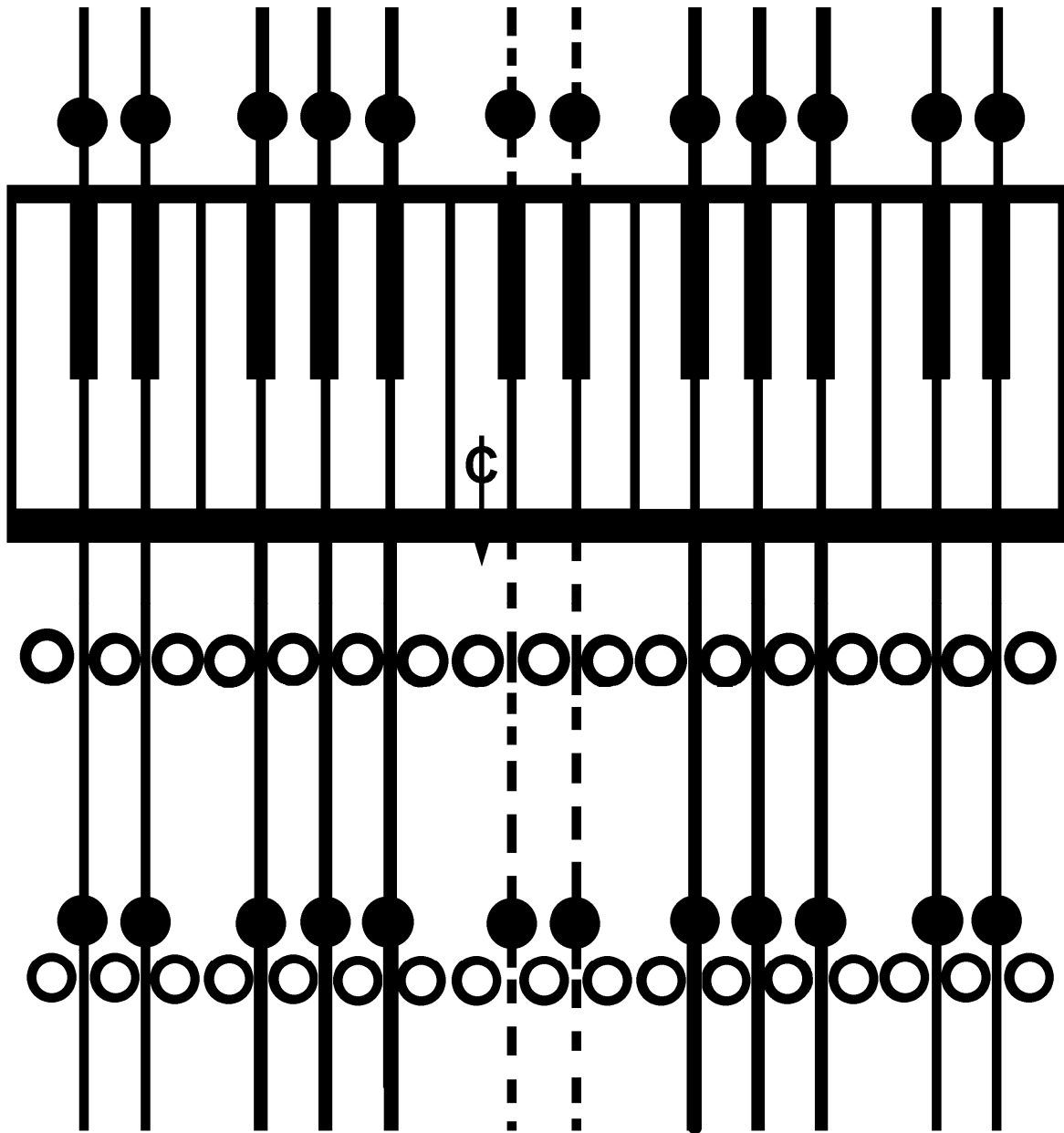
Because reading the Klavarskribo notation is so easy and clear to see and understand, that most of the player's attention can be given to his/her performance.

Klavarskribo music in any key is equally easy to read (no sharps no flats no keys).

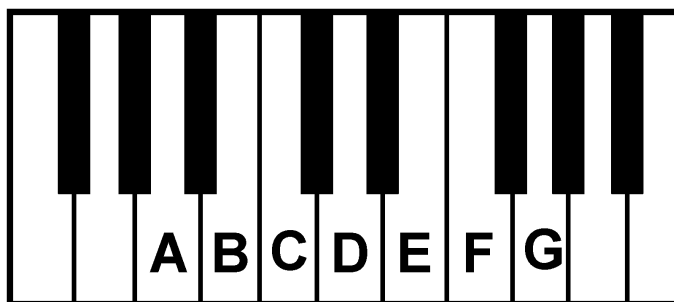
The player is therefore not limited by his/her reading ability as with the old notation trying to understand... By reading the Klavar notation it is so easy.

You are not alone...

More than a quarter of a million people all over the world have learnt to play Klavar music.... Popular Music, Classical, Church Organ Music, Church Hymns.



This illustration shows the close relationship between the keyboard layout of 12 keys to an octave and the Klavar Stave.



WHY NOT PLAY THIS TUNE?

Start at the TOP
with the little finger
of your RIGHT hand
on the white note.

Then read
DOWNWARDS,
striking each
note in turn.

At the bottom the
right hand strikes
two notes together,
and so does the
left hand.

You have just
played a piece
written in
the key of A flat...
4 flats in the
old notation!!

There is virtually
nothing to learn or
remember in Klavar..

You just play
what you see.

4/4
Time

1
2
3
4
5
6
7
8
9
10
11
12
13

These are the black notes RIGHT hand

Sample
A

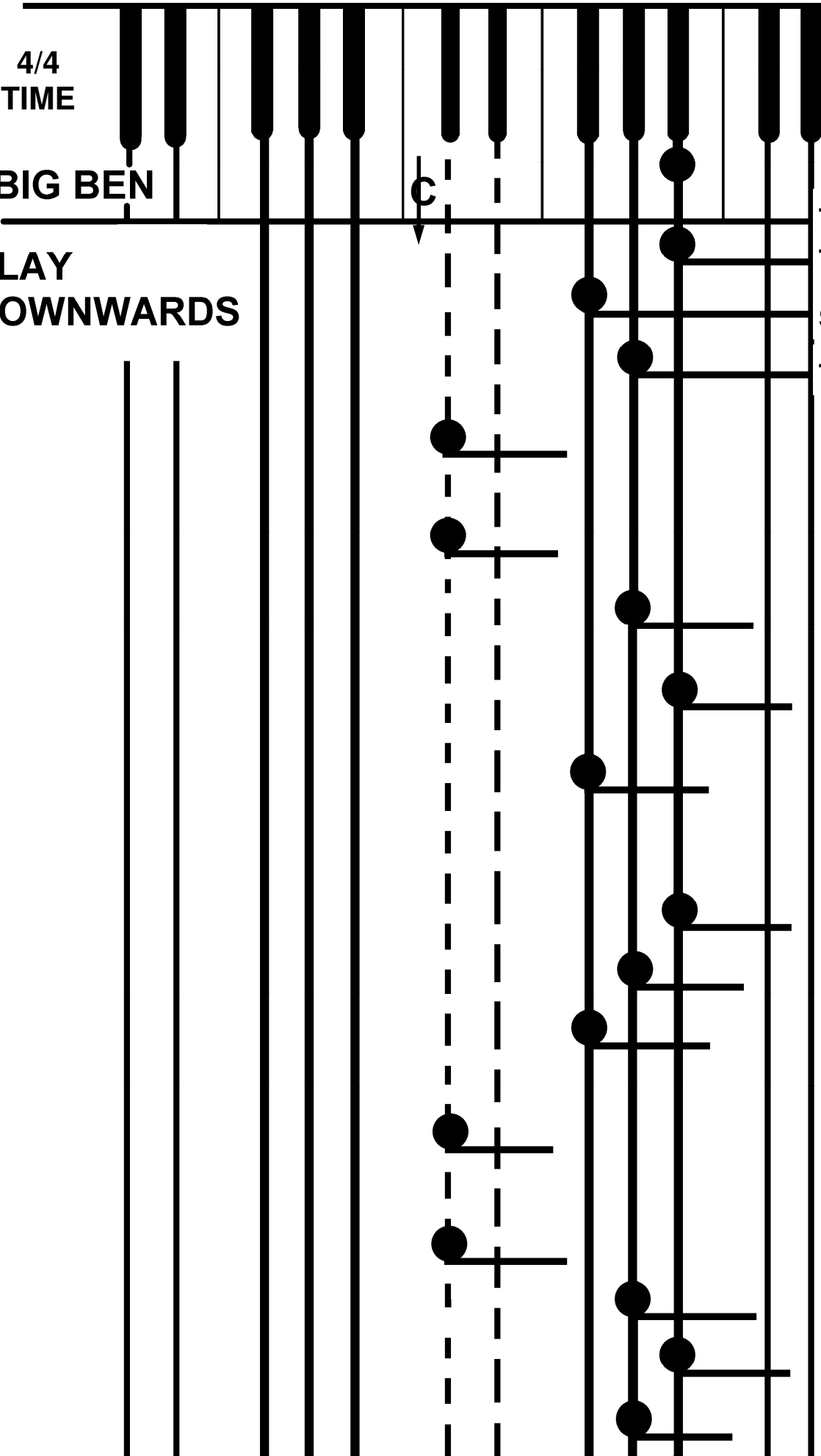
4/4
TIME

BIG BEN

PLAY
DOWNWARDS

C

this note
first
second
third



Auld Lang Syne

Sample

B

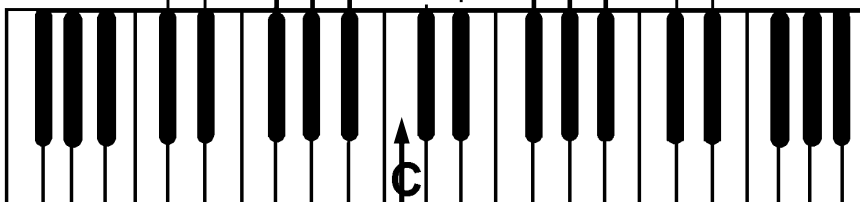
4/4
TIME

White and black notes with the stem pointing to the right, are played with the RIGHT hand.

You will see that White notes the stem is at the top...

Black notes the stem is always at the bottom.

Black and white notes with the stem pointing to the left, play with LEFT hand.



4/4
TIME

Lilli Marlene

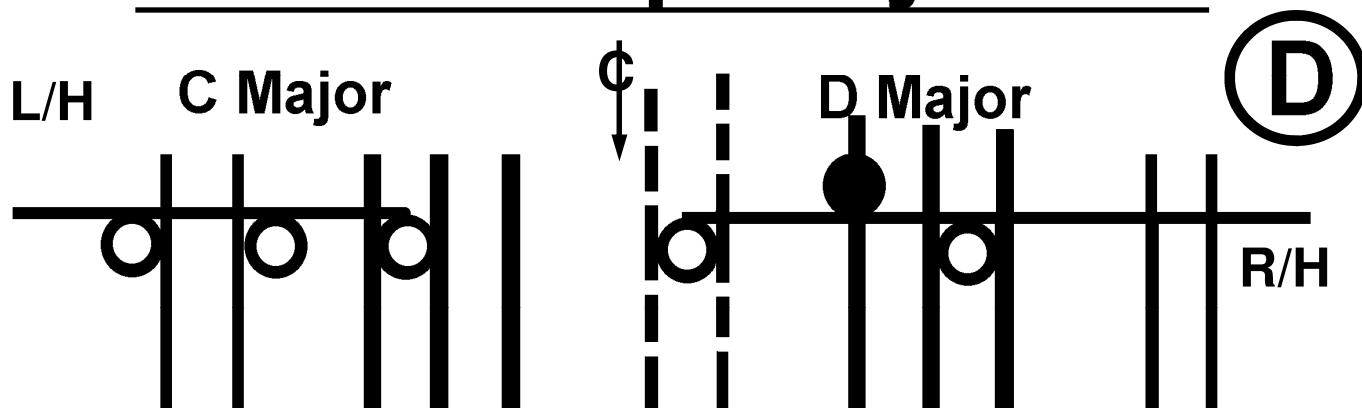
All white notes

L/H R/H

The musical score is written on a grand staff with a piano keyboard diagram at the bottom. The left hand (L/H) part is written on the lower staff, and the right hand (R/H) part is written on the upper staff. The right hand part is marked 'All white notes'. A copyright symbol (©) is present on the right side. The piano keyboard diagram at the bottom shows the layout of the keys, with a 'C' symbol indicating the starting point (middle C) on the fourth line of the grand staff.



Chord Sample Eye Test

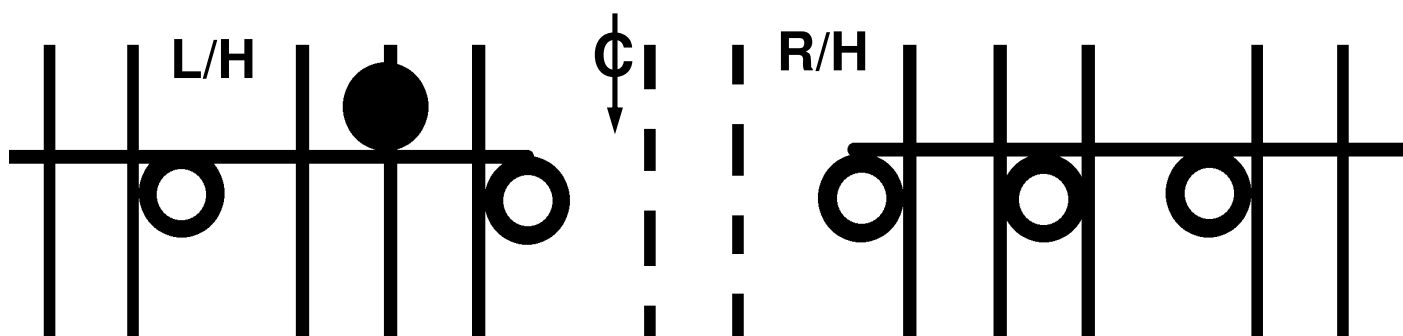


To print the music of your choice would this size be alright ?

(E)

E Major

F Major




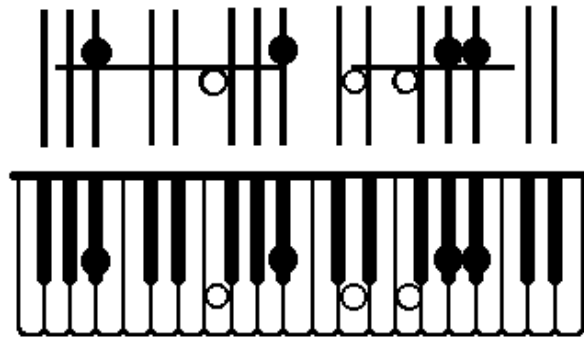
Or would this size be better ?

Your Sight Reading Test

What is the smallest text you can read

- (1) Mary had a little lamb **F**
- (2) Twinkle twinkle little star **G**
- (3) You are my sunshine **H**

Klavarskribo®



Happy Music Making !

Klavar Music School International Ltd.®
10 Guildford Street • Southampton • SO14 5BF • England

UK Freephone: 0800 389 1094 • Tel: 02380 221683

E-mail: klavar@klavarmusic.com

Website: www.klavarmusic.com

Klavar Music™ No: 1547089

Klavarskribo Music Publishing™ No: 2007199

Registered Trade Marks